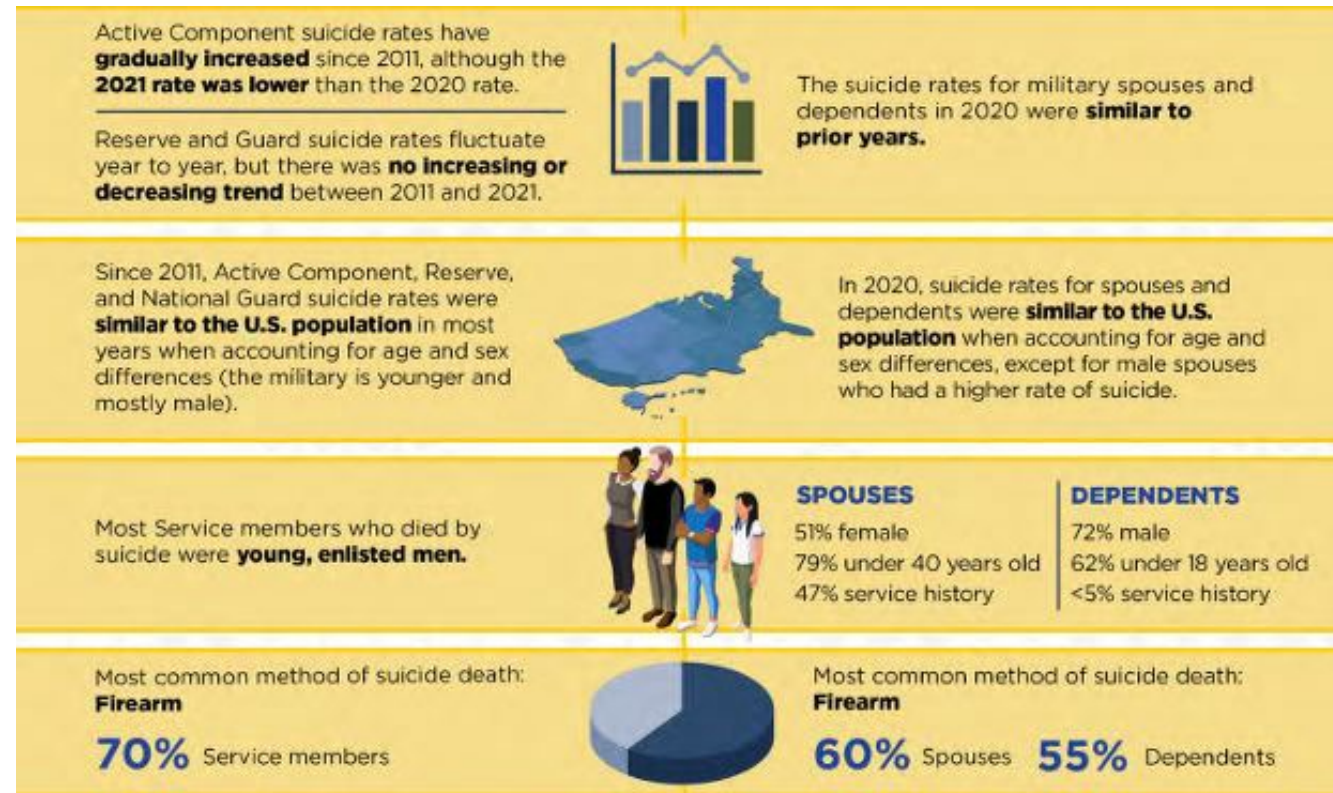


# National, State, and Regional Military & Veteran Data

- Overview:
  - DoD Data
  - National Veteran Data
  - Virginia State Data
  - County Level Data for:
    - Culpeper, Madison, Orange, Fauquier, and Rappahannock

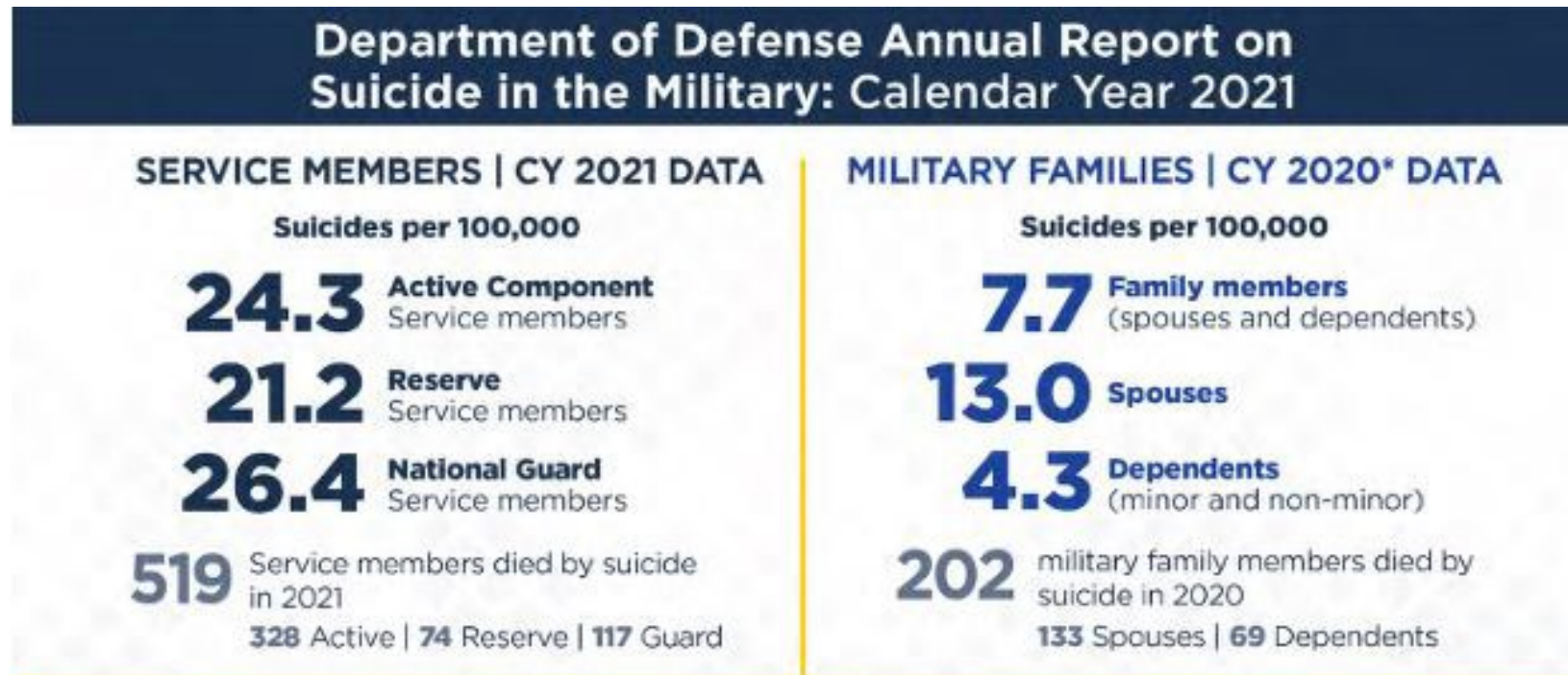
Data Provided by:  
Angela Jameson, LCSW (she/her/hers)  
Community Engagement and Partnerships Coordinator  
Suicide Prevention Program  
Central Virginia VA Healthcare System, Massaponax CBOC  
4830 Southpoint Drive, Fredericksburg, VA 22407  
Phone: 804-933-5732

# DoD Annual Report on Suicide in the Military Overview



DoD Annual Report on Suicide in the Military: CY 2021

# DoD Suicide Deaths



DoD Annual Report on Suicide in the Military: CY 2021

# DoD Suicide Counts

## *Suicide Counts and Unadjusted Rates per 100,000*

**Table 1.** Annual Suicide Counts and Unadjusted Rates per 100,000 Service Members by Military Population and Service, CY 2019–CY 2021

	CY 2019		CY 2020		CY 2021	
	<i>Rate</i>	Count	<i>Rate</i>	Count	<i>Rate</i>	Count
<b>Active Component</b>	<b>26.3</b>	349	<b>28.7</b>	384	<b>24.3</b>	328
Army	<b>30.5</b>	145	<b>36.2</b>	174	<b>36.3</b>	176
Marine Corps	<b>25.3</b>	47	<b>34.5</b>	63	<b>23.9</b>	43
Navy	<b>22.1</b>	74	<b>19.0</b>	65	<b>16.7</b>	58
Air Force	<b>25.1</b>	83	<b>24.6</b>	82	<b>15.3</b>	51
<b>Reserve</b>	<b>18.5</b>	66	<b>21.7</b>	77	<b>21.2</b>	74
Army	<b>19.4</b>	37	<b>22.2</b>	42	<b>24.2</b>	45
Marine Corps	--	9	--	10	--	14
Navy	--	7	--	13	--	10
Air Force	--	13	--	12	--	5
<b>National Guard</b>	<b>20.5</b>	90	<b>27.5</b>	121	<b>26.4</b>	117
Army	<b>22.9</b>	76	<b>31.5</b>	105	<b>30.3</b>	102
Air Force	--	14	--	16	--	15

*NOTES.* Source(s): Armed Forces Medical Examiner System (AFMES); Table 1 includes both confirmed and suspected suicides reported as of March 31, 2022. Both are included so the counts and rates are not underestimates as investigations continue. Per DoDI 6490.16, rates are not reported ("--") when the number/count of suicide deaths is under 20 because those rates are considered unstable and would not be reliable (statistical instability).<sup>2</sup> Space Force will be broken out separately in future reports. No suicide deaths for the Space Force have been reported to date. Only DoD Services are reported here; therefore, Coast Guard uniformed member suicide rates are not included in this report (CY 2019: 7; CY 2020: 7; CY 2021: 2). The Coast Guard is under the Department of Homeland Security—unless operating under the Department of the Navy—and is the smallest Military Service.

DoD Annual Report on  
Suicide in the Military: CY  
2021

# Veteran Suicide Deaths High-Level Data Points

## Veteran Suicide: Number

**6,146**

Veteran suicide deaths in 2020

## Veteran Suicide: Average Per Day

**16.8**

average number of Veteran suicides per day in 2020

## Veteran Suicide: Rate

**31.7** per 100,000

unadjusted rate of suicide in 2020 among U.S. Veterans

- Each year from 2001 through 2020, age- and sex-adjusted suicide rates of Veterans exceeded those of non-Veteran U.S. adults.
  - The difference in rates was greatest in 2017, when Veteran adjusted rates were 66.2% greater than those of non-Veteran adults.
  - In 2020, this differential fell to 57.3%.

# Anchors of Hope

While we embrace these **anchors of hope**, hope must be transformed into action with each of you.




**343 fewer** Veterans died from suicide in 2020 than in 2019.



Number of Veteran suicides **decreased in 2019 and 2020**, with the lowest number of Veteran suicides since 2006.



Age-adjusted suicide rates in 2020 were the **lowest since 2016 for Veteran men** and the **lowest since 2013 for Veteran women**.



From 2018 through 2020, adjusted rates for Veterans **fell by 9.7%**, as compared to a 5.5% decline for non-Veteran U.S. adults.



Despite onset of the COVID-19 pandemic in 2020, age- and sex-adjusted suicide rates among Veterans **fell 4.8%** from 2019 to 2020, versus a 3.6% decline among non-Veteran U.S. adults.

# Virginia Veteran Suicide Deaths

## Virginia Veteran Suicide Deaths, 2020

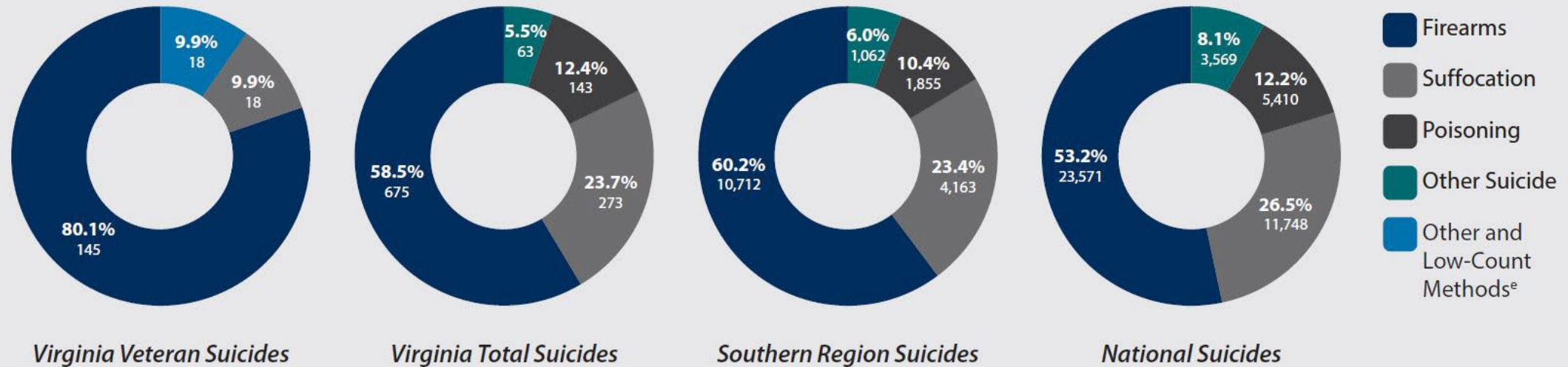
<i>Sex</i>	<i>Veteran Suicides</i>
Male	164
Female	17
All	181

## Virginia, Southern Region, and National Veteran Suicide Deaths by Age Group, 2020<sup>c</sup>

<i>Age Group</i>	<i>Virginia Veteran Suicides</i>	<i>Southern Region Veteran Suicides</i>	<i>National Veteran Suicides</i>	<i>Virginia Veteran Suicide Rate</i>	<i>Southern Region Veteran Suicide Rate</i>	<i>National Veteran Suicide Rate</i>
18–34	25	377	843	30.1	45.9	46.1
35–54	41	693	1,575	17.9	30.4	31.8
55–74	74	923	2,222	25.8	26.9	27.4
75+	38	621	1,451	30.9	35.3	32.0
All	181	2,643	6,146	25.1	31.9	31.7

# Virginia Veteran Method of Suicide Deaths

Virginia Veteran and Total Virginia, Southern Region, and National Suicide Deaths by Method,<sup>d</sup> 2020





# Virginia Guard and Reserve Personnel

Component	Number of Personnel
Air Force Reserve	2,032
Air National Guard	1,517
Army National Guard	7,222
Army Reserve	7,610
Coast Guard Reserve	475
Marine Corps Reserve	1,772
Navy Reserve	4,990
Total	25,618

Military One Source Geographic Demographic Profile of the  
Military Community

# County Level Active Duty, Reserve, Guard Personnel

County	Active Duty	Reserve	Guard
Culpeper	71	105	44
Fauquier	101	224	82
Madison	11	20	8
Orange	94	134	52
Rappahannock	9	19	16
Total	286	502	202

Military OneSource State Consultant Contractor using Purdue's Measuring Communities Database

# Encompass Community Supports Region Veteran Population

1 in 12 Virginians is a veteran (approximately 714,000)

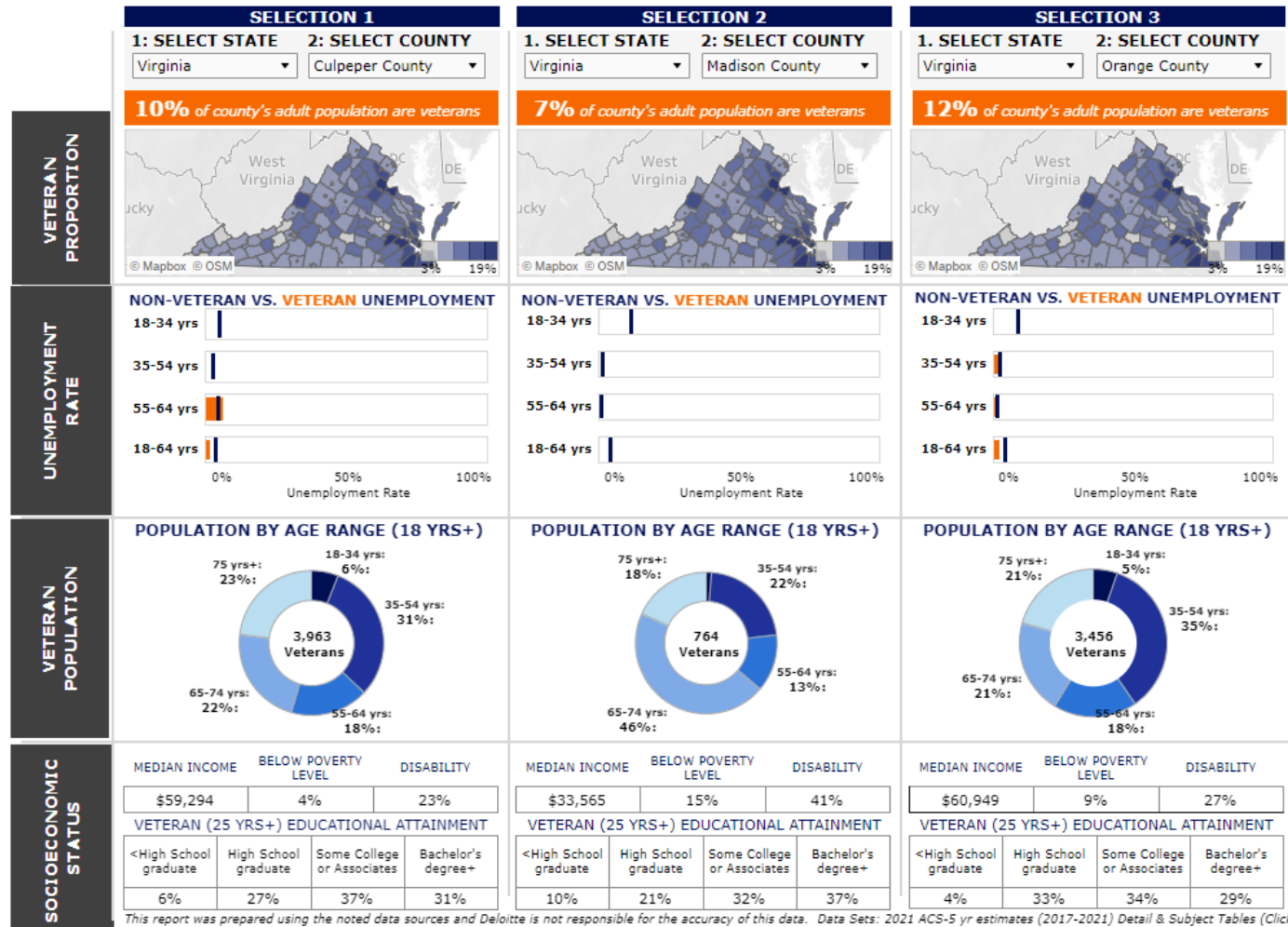
Location	Amount of Veterans
Culpeper County	3,627
Fauquier County	6,274
Madison County	677
Orange County	3,550
Rappahannock County	644
Total in Rappahannock-Rapidan Counties	14,772

2020 Census Report & Secretary of Veterans  
and Defense Affairs Website

# Counties under VISN 6: Culpeper, Madison, and Orange



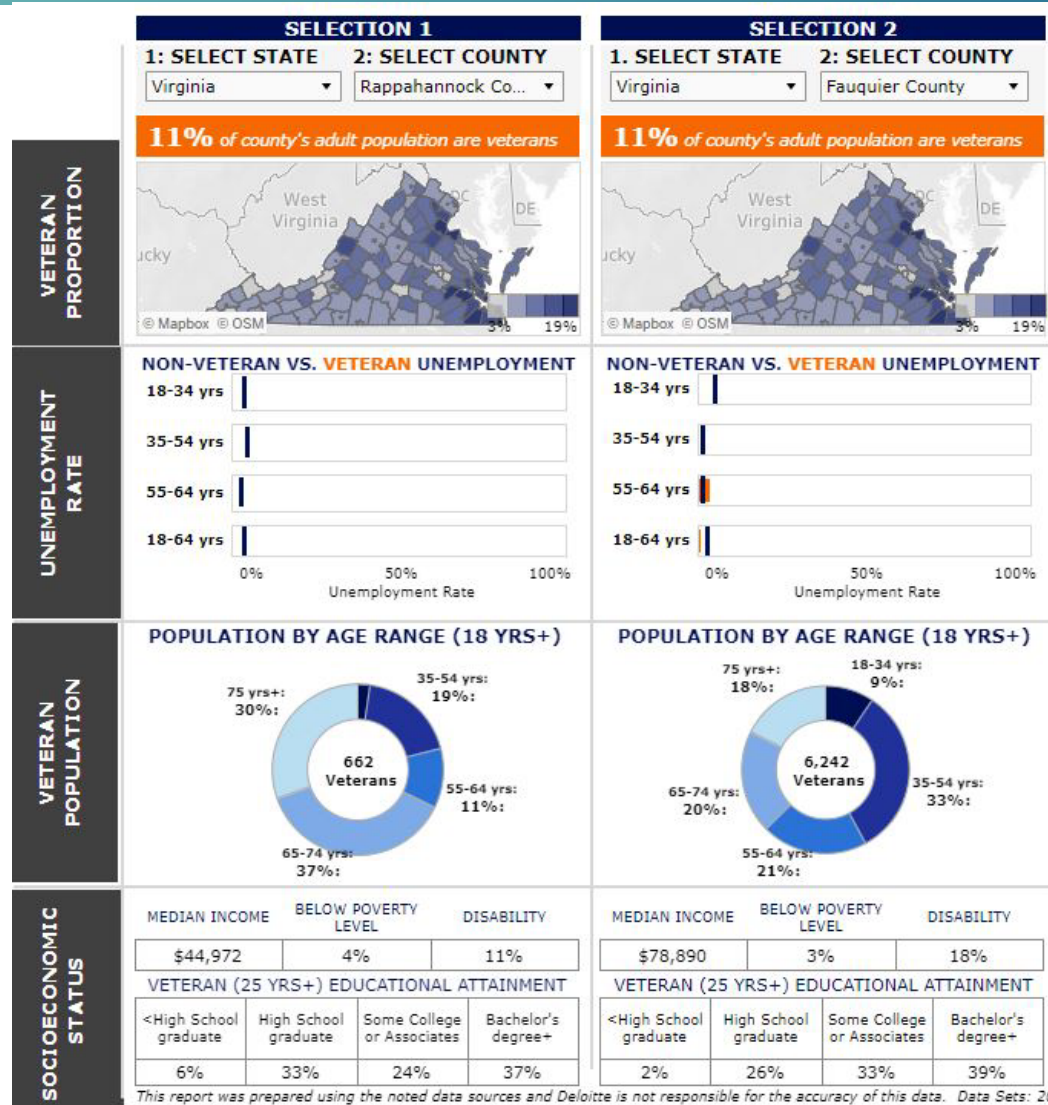
## VETERANS STRATEGIC ANALYSIS & RESEARCH TOOL (V-START): COUNTY COMPARISON



This report was prepared using the noted data sources and Deloitte is not responsible for the accuracy of this data. Data Sets: 2021 ACS-5 yr estimates (2017-2021) Detail & Subject Tables (Click to open links); Source: Census Bureau;

V-START Dashboards

# Counties under VISN 5 – Rappahannock and Fauquier



This report was prepared using the noted data sources and Deloitte is not responsible for the accuracy of this data. Data Sets: 202 open links); Source: Census Bureau;

# Suicide Rates in Encompass Community Supports Counties

Location	2016	2017	2018	2019	2020
Culpeper	10.0	21.5	27.0	13.3	7.5
Fauquier	15.9	17.3	9.9	9.8	9.8
Madison	22.9	7.5	15.0	37.7	7.5
Orange	16.9	22.2	8.2	8.1	13.3
Rappahannock	13.5	13.7	13.8	81.4	55.1

Office of The Chief Medical Examiner, Official Reports 2016-2020 & Veteran Virginia State Data Sheet 2020

# Suicide Deaths in Encompass Community Supports Counties

Location	2016	2017	2018	2019	2020
Culpeper	5	11	14	7	4
Fauquier	11	12	7	7	7
Madison	3	1	2	5	1
Orange	6	8	3	3	5
Rappahannock	1	1	1	6	4

Office of The Chief Medical Examiner, Official Reports 2016-2020 & Veteran Virginia State Data Sheet 2020

# Number/Percentage of Veterans Enrolled in VHA

---

- Madison County: 278 (32.21)
- Rappahannock County: 151 (22.81%)
- Fauquier County: 1,229 (19.34%)
- Orange County: 1,026 (38.23%)
- Culpeper County: 988 (24.17%)



# References

- DoD Annual Report 2021: [2020-State-Data-Sheet-Virginia-508.pdf \(va.gov\)](#)
- National Veteran Suicide Prevention Annual Report, 2022: [2022-National-Veteran-Suicide-Prevention-Annual-Report-FINAL-508.pdf \(va.gov\)](#)
- Virginia State Data Sheet 2020: [2020-State-Data-Sheet-Virginia-508.pdf \(va.gov\)](#)
- Military One Source 2021 Demographics Profile of the Military Community: [Geographic Location – USA – 2021 Demographics Dashboards \(militaryonesource.mil\)](#)
- 2020 Census Results: [2020 Census](#)
- Virginia Secretary of Veterans and Defense Affairs: [Secretary of Veterans and Defense Affairs - Secretary of Veterans and Defense Affairs \(virginia.gov\)](#)
- V-Start Dashboards County Comparison: [V-START Dashboards - D'Aniello Institute for Veterans and Military Families \(syracuse.edu\)](#)
- Virginia Department of Health Chief Medical Examiner's Reports: [Annual Reports - Medical Examiner \(virginia.gov\)](#)
- Veterans Geography of Opportunity Tool: [Veterans Geography of Opportunity Tool - Office of Health Equity \(va.gov\)](#)